

abacus

Calculate your Jira

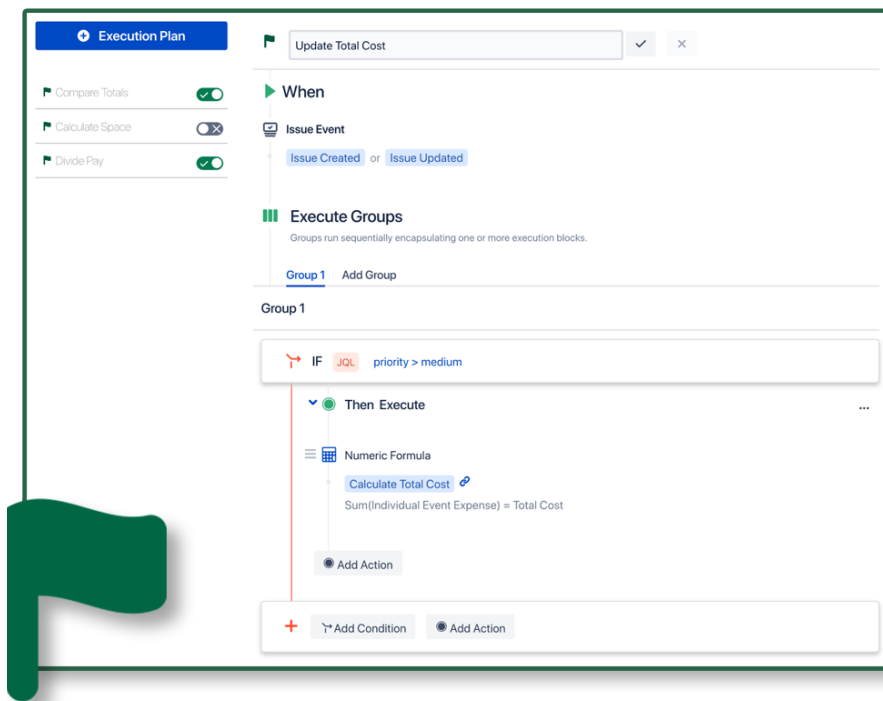
Calculate Jira fields in a few clicks. Create formulas, triggers, and conditions in an easy-to-use interface.

Create formulas in Jira with ease!

Project admins build custom Numeric, Date, and Duration formulas in Jira using custom or system fields e.g. Story Points. A simple user interface makes writing expressions easy, without guessing at field names or coding.

The screenshot shows the 'Performance' formula creation interface. At the top, there's a title 'Performance' and a share icon. Below it is a text input field containing 'Performance'. A warning message states: 'Character such as () * + - / + are Abacus reserved characters and should not be used anywhere in the field name. Abacus will not calculate such fields.' The formula input field contains '(Story Points * Rank Final) / 100'. To the right of the formula field is a dropdown menu with '@' and 'f(x)' options. Below the formula field is an equals sign '=' followed by a dropdown menu showing 'Performance Index'. There is a 'Show optional fields' link. At the bottom, there are three buttons: 'Save Formula' (blue), 'Cancel' (grey), and 'Delete' (red). Below these buttons, it says 'Execution Plan(s) implemented in:' followed by a list item 'Performance Index' with a plus icon. At the very bottom is a green button that says '+ Create new Execution Plan'.



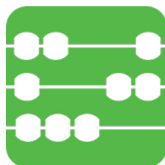
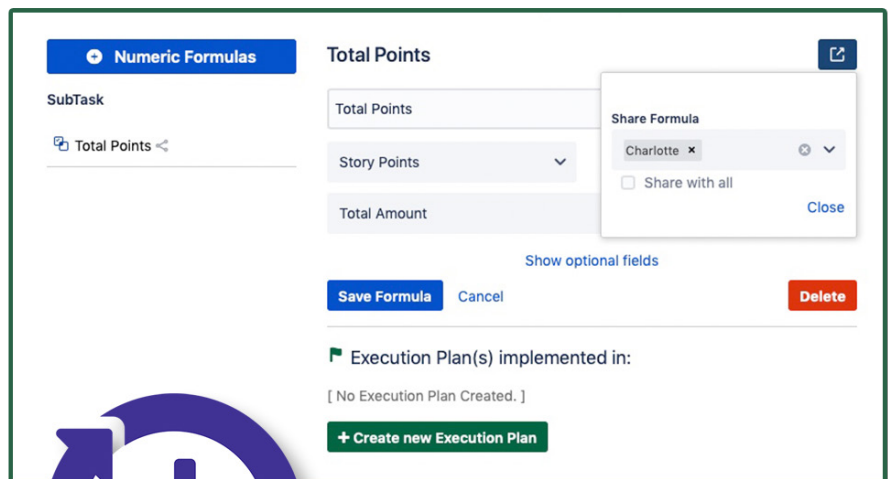


Set triggers, conditions, and actions

Create Execution Plans to dictate when and how your formulas will run. Use triggers to identify activating events, conditions to filter issues using JQL, and actions to specify which formulas to run or fields to update.

Share formulas across projects

No need to recreate the wheel every time you begin a new project. Save time by sharing the formulas you create across all of your projects.



**Try it Free in the
Atlassian Marketplace**

mum 
SYSTEMS