

## Cloud

### OBJECTIVE

To provide an easy way to track an updated extensive project catalog in Jira.

### AUDIENCE

- Service Managers
- Tools Managers
- Project Managers
- PMOs
- Jira Administrators

### FOCUS

- Management
- Governance
- Reporting

### MARKETPLACE APPS

- Projectrak

## What's this use case about?

Learn how to catalog your projects, create them, organize them, and assign them values. In this use case, we will show the first steps you need to take to organize your projects in Jira with Projectrak, consequently, get better control of your project portfolio.

## What's a Jira Project?

It's an entity that groups work items known as issues; it's an ongoing effort applicable in almost every discipline and/or context, from software projects to ticketing services, marketing services, service desks, project management, and more; the use of Jira projects depends on each need.

## What's Projectrak?

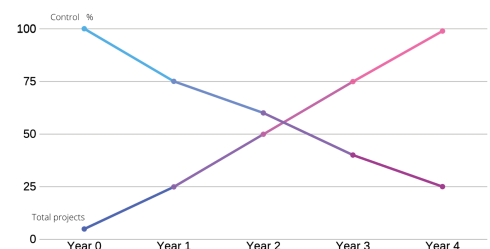
Projectrak was born as an Enterprise solution to catalog and segment projects through project-level customizable fields, plus other reporting and tracking features, allowing Jira Administrators and Project Leads to have a current project visualization in a simple way.

## Challenges Projectrak users faced before using the app

**Losing control of projects in Jira is a consequence of not controlling project typologies.** We know Jira projects can multiply infinitely if they aren't supervised, getting to the point when it won't be possible to answer any of the following questions:

- Which projects have been requested by the Business team?
- Which projects are using JavaScript?
- Which team is requesting to have more projects?
- Which project is closest to its deadline, and why is it still open?
- How many issues remain open per each team?

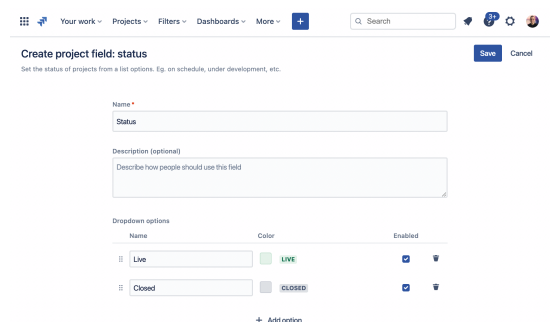
More projects + more users = less control



To avoid this situation use Projectrak and implement the following:

### Step 1 > Create customized project fields:

- **Process Type** (Drop-Down): Development, Support, Ticketing, Task Management.
- **Technology**: Java, SAP, Atlassian, Microsoft, Google, Amazon, Oracle, n/a.
- **Origin** (Drop-Down): Business, Operations, Marketing, Human Resources.
- **Reporter** (User Picker.)
- **Department** (Drop-Down): IT, BI, Support, Development, Management, Human Resources.
- **Status** (Status): Live, Closed.
- **Due Date** (Date.)



Projectrak Cloud interface showing the 'Create project field: status' configuration screen. The screen includes a search bar, a description field, and a dropdown menu with options 'Live' and 'Closed'.

E.g., Creation of the Status field in Projectrak Cloud.

**Step 2 >** Each project responsible must fill in the information about the project to keep a better control (this step is critical to track Next-Gen projects).

Projects

Rebranding

Catalog

Save

Cancel

Rebranding

Software project

PLANNING

Roadmap

Board

DEVELOPMENT

Code

Project pages

Project data

Add shortcut

Project settings

Process Type

Task Management

Technology

SAP

Project status

LIVE

CLOSED

Origin

Marketing

Como se rellena

Reporter

leonardo.diaz

Department

Management

**Step 3 >** Check the detailed view listing your project portfolio on the Project Navigator. Track projects and search, e.g., the IT team projects:

Projects

List

Show PQL

Contains text

Key

Lead

Category

Department

More

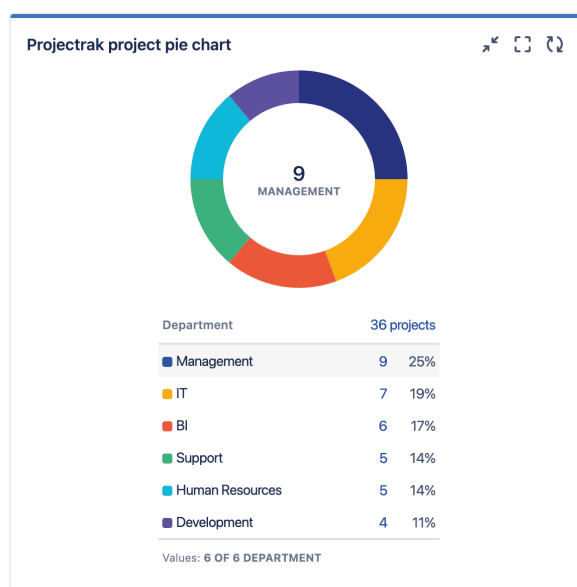
Columns

Name	Key	Status (default)	Budget	Unresolved issues
Bambi	BAM	SERVICE OPERATION	45,600	1 2 days ago
Behavioral Economics	BECC	SERVICE TRANSITION	12,933	1 2 days ago
Bicycle shop	BICYCLE	SERVICE TRANSITION	1,000	61 2 days ago
Big data	PRUEB	SERVICE OPERATION	1,200	6 2 days ago
Bio Shop App	BDT	SERVICE DESIGN	1,000	1 2 days ago
City Connect	CITYCONNEC	SERVICE OPERATION	9,000	7 2 days ago
Employee onboard	EMPONB	SERVICE OPERATION	1,000	4 2 days ago
Enterprise Days	EDS	SERVICE OPERATION	2,000	1 2 days ago
Finding Nemo	FIN	SERVICE DESIGN	1,000	1 2 days ago
Follow up consulting	FOC	SERVICE OPERATION	6,000	0 2 days ago
Frozen	FROZ	SERVICE TRANSITION	1,000	0 2 days ago
Green Area	GREAR	SERVICE DESIGN	60,000	2 2 days ago
Health care	HTC	SERVICE DESIGN	5,000	2 2 days ago

36 results

Find different projects matching the project data previously stored using Projecttrak.

**Step 4 >** Visualize project evolution in Jira Dashboards by embedding Projectrak gadgets and identifying project insights, e.g., how many projects each team has opened:




### Users' results after cataloging projects with Projectrak

- ✓ 100% of success controlling project data.
- ✓ Updated project inventory in Jira.
- ✓ More control over the Jira Next-Gen projects by standardizing, organizing, and managing the chaos it supposes.
- ✓ Skyrocket Jira Administrator time productivity by saving time when documenting projects.

### Reasons why Projectrak users recommend it:

“ Amazing app and very easy to use. This fills the void that I had of wanting to track custom properties at a project level (requester, estimated cost and duration, status, etc.) I also love the "Project Navigator", which allows me to create various custom views.



### Learn more about Projectrak Cloud

A guide through Projectrak for Jira main features will serve more insights about your project tracking possibilities.



### Start cataloging your projects in Jira Cloud

Get a FREE trial of Projectrak Cloud at the Atlassian Marketplace and have a full picture of your project portfolio with just a quick look.