




# Jira Apps Reporting Guide



Platinum  
Marketplace Partner

# Visualize and Analyze Data From Many Popular Project, Test, Time, or Asset Management apps for Jira.



Atlassian is a rich ecosystem with native and 3rd party apps covering most every aspect of DevOps lifecycle, from project and time management, to test and asset management and beyond.

eazyBI is a universal Business Analytics app, providing data visualization and analysis for many native and 3rd party Jira apps:

- Jira Software and Jira Service Desk;
- Atlassian's Bitbucket, Bamboo, Advanced Roadmaps, and Insight;
- Apps like Tempo Timesheets, Tempo Planner, Profields, Jira Misc, Zehpyr, Xray, TM4J, Elements Connect, Script Runner, and more;
- Other external data sources via SQL, REST API, Google Sheets, Excel, Git, or CSV.

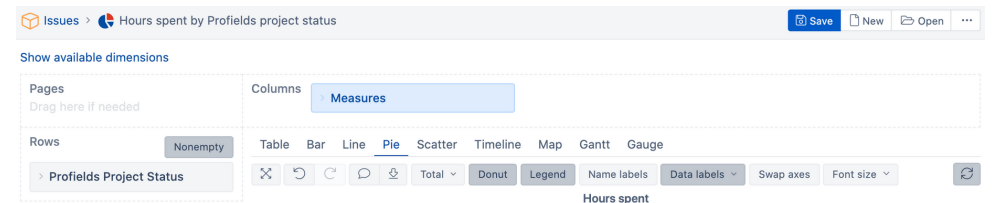


**PROFIELDS  
DEISER**

**Profields** is a popular project tracking and management app for Jira.

- Visualize your Jira project portfolio at a glance.
- Track, categorize and make decisions through different views.
- Create new properties to follow up on your project status, due dates, people involved and much more!

Define your custom project properties as text, number, date, or list values and import those details into eazyBI together with all your Jira issue data for a comprehensive project reporting and analysis.



Jira

Project	Work ratio	Priority	Status
Agile Freedom	96%	Critical	IN PROGRESS
Project Chimp	54%	Minor	PARKED
Yellow Initiative	22%	High	IN RISK
Project Orango	51%	Low	DONE
Lit Ops	69%	Medium	QA
Mother Board	12%	Critical	IN RISK
Machine Language	29%	Minor	IN PROGRESS
Code Apollo	95%	High	QA

Issues > Projects with Profields data

Show available dimensions

Pages: Drag here if needed

Columns: Measures

Rows: Nonempty

Table Bar Line Pie Scatter Timeline Map Gantt Gauge

Project

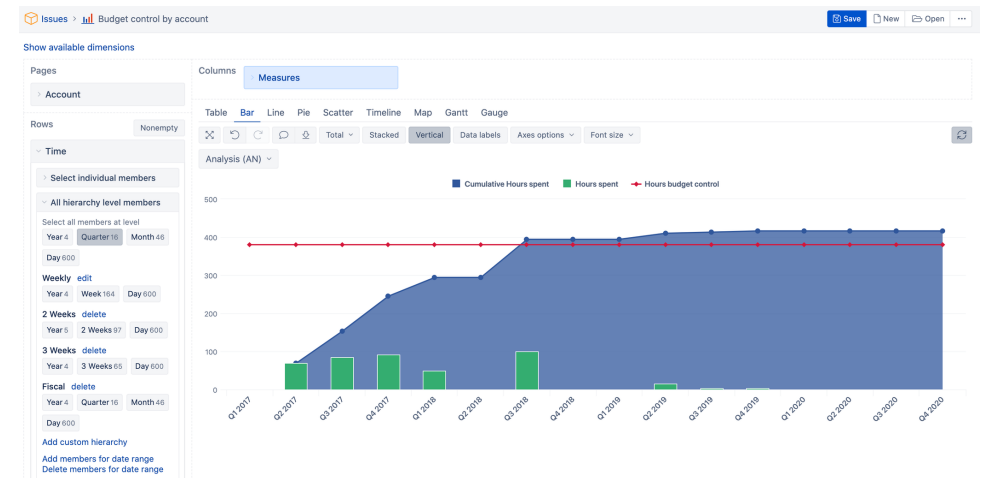
	Profields Project Start date	Profields Project Budget	Profields Project Status	Issues created	Open issues
+ DEMO 001	Aug 22 2019	13,000.00	IN REVIEW	259	148
+ DEMO 003	Oct 15 2019	11,000.00	IN PROGRESS	175	82
+ DEMO 002	Mar 01 2020	15,000.00	IN PROGRESS	154	59
+ Demo 004	Sep 13 2020	10,000.00	TO DO	18	9



Use easyBI to accurately analyze billed hours or hours spent by Team, Account, Tempo Category, Tempo Customer, Logged by Team, or Tempo worklog attributes.

**Tempo Timesheets** is the #1 time management product in the Atlassian ecosystem since 2010.

Tempo Timesheets is a time tracking and reporting solution that seamlessly integrates with Jira to help software, IT, service desk, and business teams and managers track time for accounting, payroll, client billing, enhanced efficiency, and forecasting.



Issues > Samples Tempo > Hours spent report for teams and users

Show available dimensions

Pages: Project

Rows: Logged by Team, Logged by

Columns: Measures, Time

Table Bar Line Pie Scatter Timeline Map Gantt Gauge

Hide empty Total Freeze header

Open Library

		Hours spent			
		+ W34, Aug 17 2020	+ W35, Aug 24 2020	+ W36, Aug 31 2020	+ W37, Sep 07 2020
ALFA	Adam Mint			16.00	8.00
	Anna Linda	14.00	7.00	5.00	7.00
	David Sand	5.00	30.00		
BETA	Anna Linda	14.00	7.00	5.00	7.00
	David Sand				20.00
	Sandra Adams				16.00





Use easyBI to measure Tempo planned hours for a specified historical or future time period by Time, Logged by Use, or Logged by Team dimensions.

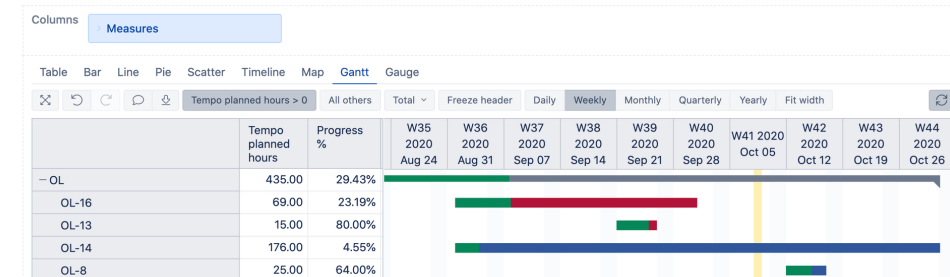
**Tempo Planner** is the most effective and dynamic resource planning and capacity reporting tool embedded in Jira.

Manage resources and capacity in Jira and provide a real-time view of all resources, as well as their status and plans.

Contribution vs. allocation of users per releases



Planning Gantt

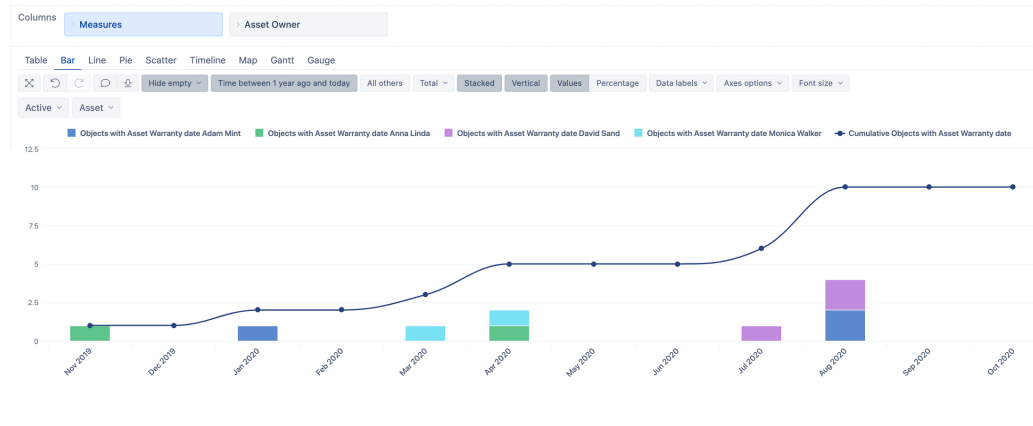




Boost your productivity in Jira with powerful Asset Management & IT Service Management. #ITSM, ITAM, ITIL, HR, CMDB, CRM, HAM, SAM

With a modern CMDB, Insight provides a structured view of your CIs/assets that you can link to issues with custom fields, providing deeper insight into your most important assets and the dependencies between them, including hardware, software, people, facilities, licenses, and much more.

Use easyBI to measure objects created, changed, including change history, transition statuses, and transition times. Generate comprehensive asset reports based on Object, its Type, status, Transition, History, and more.

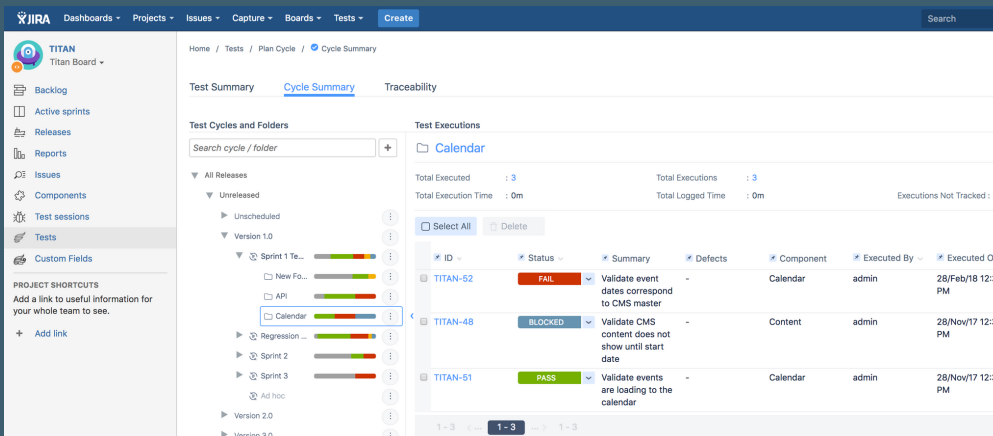
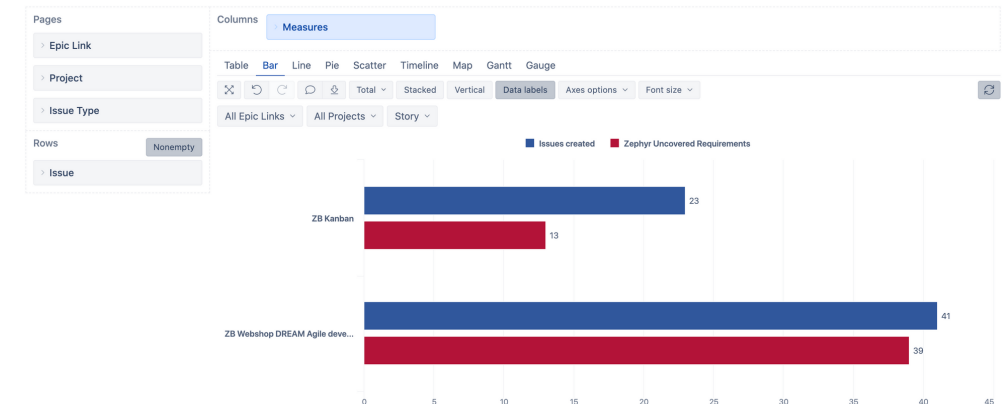
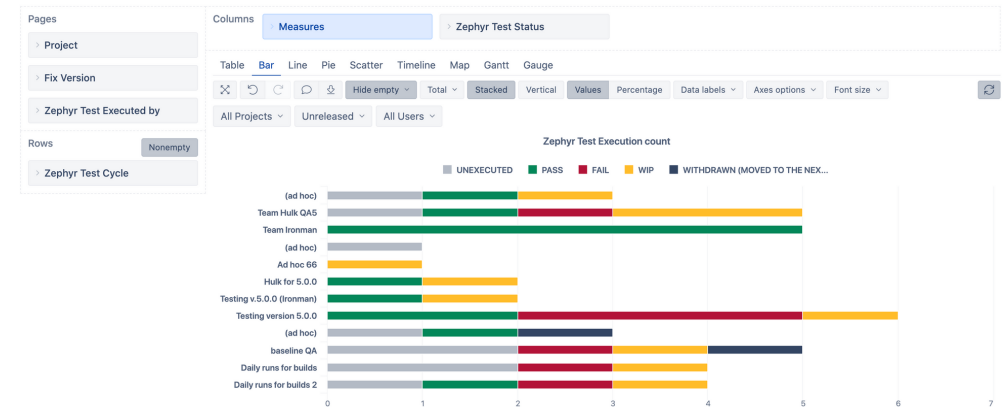




**Agile Test Management Solution in Jira,**  
perfect for teams focusing on Test Design,  
Execution, and Test Automation.

Improve test planning and execution,  
synchronise test results, integrate with leading  
test-automation tools, track coverage with  
traceability between requirements, tests, and  
defects.

Use eazyBI to measure objects created, changed,  
including change history, transition statuses, and  
transition times. Generate comprehensive asset  
reports based on Object, its Type, status, Transition,  
History, and more.



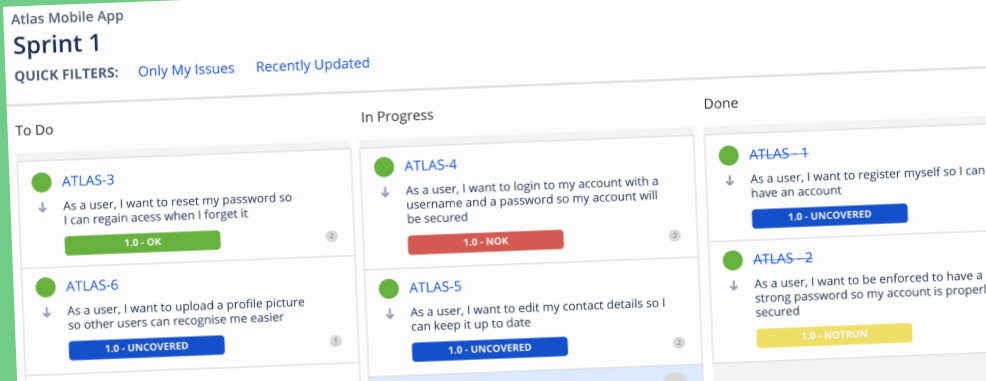
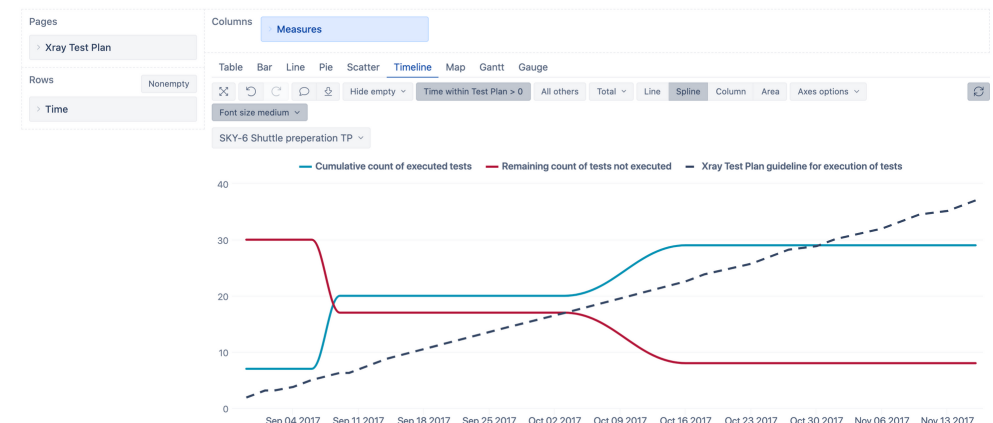
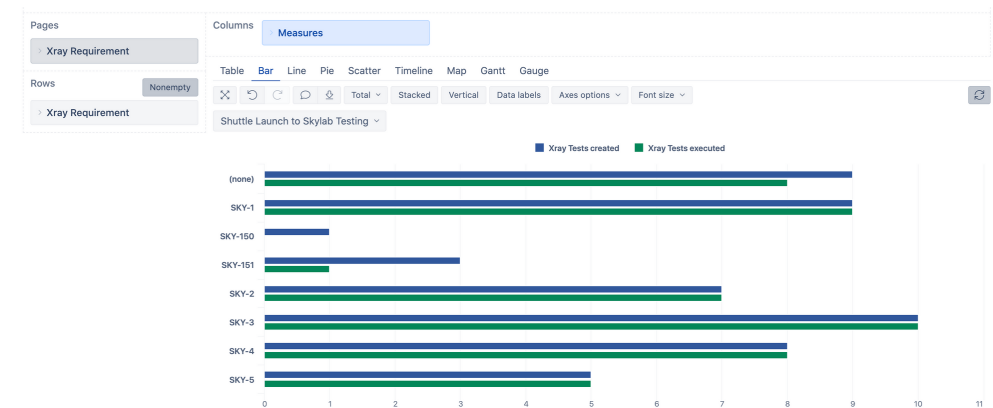




The #1 Manual & Automated Test Management App for QA in Jira. Test Case Management, Software Testing and Quality Assurance in Jira.

Xray for Jira is a complete, full-featured Atlassian verified test management add-on for Jira. Xray supports both manual and automated tests and a complete testing life cycle: test planning, test designing, and test execution to help developers improve the quality of their systems.

Use eazyBI to measure created, scheduled, executing, or executed tests, as well as test runs, defect counts, or last execution properties like date, status, duration, environment and more. Analyze all the data by Requirements, Test Plans, Sets, Statuses, Types, Defects, Assignees, Environments, etc.





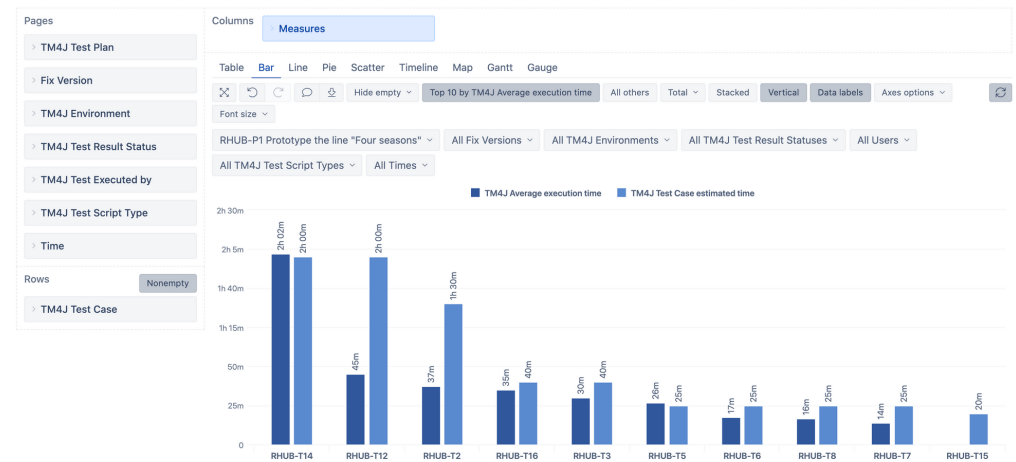
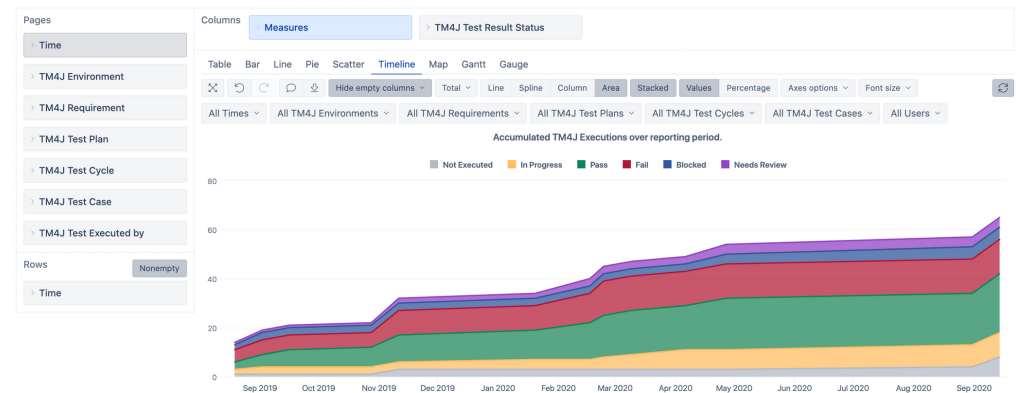


# Test Management for Jira

QA & Test Management Solution for Smarter & Faster Enterprise-grade Testing Inside Jira.

Test Management for Jira (TM4J) is a full-featured test management solution, seamlessly integrated into Jira's user interface. Coordinating all testing activities including test planning, authoring, execution, tracking and reporting. Supports REST API integration with test automation tools to submit test results to Test Management For Jira.

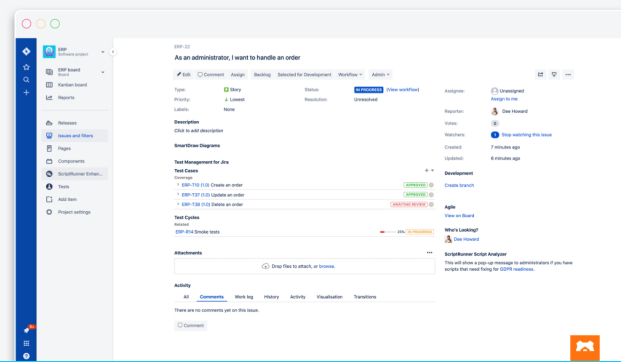
Use eazyBI to analyze created, scheduled, executing, or executed Test Cases, Test Cycles, executions. Review Test Case properties like last execution dates, times, statuses, versions, created or scheduled dates, related issues, and more.



## Enterprise test management right inside JIRA

Native and seamless integration with JIRA

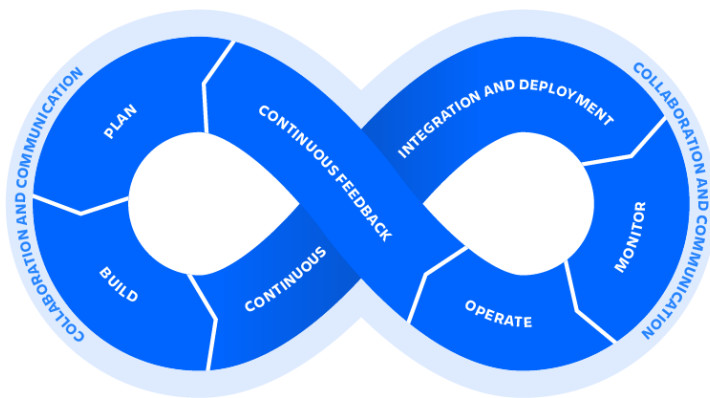
Coordinate all test management activities including test planning, specification, execution, tracking and reporting right inside JIRA



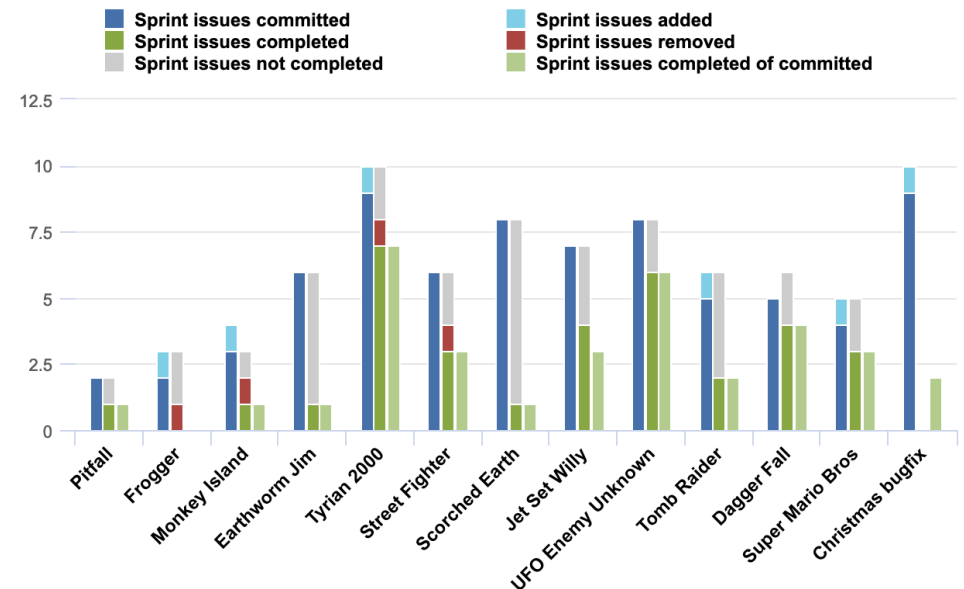
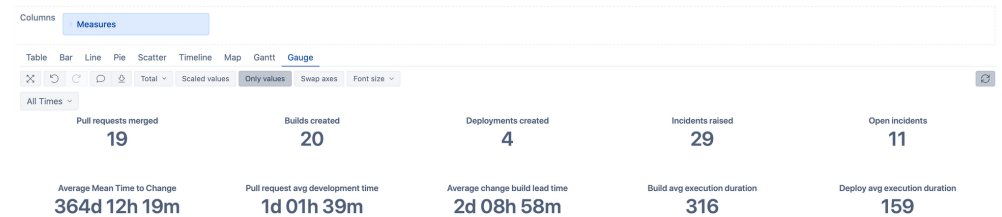


**Bitbucket** is more than just Git code management. Bitbucket gives teams one place to plan projects, collaborate on code, test, and deploy. Used together with **Bamboo** for continuous integration, deployment, and delivery.

Automate and integrate the processes between software development and IT teams, so they can build, test, and release software faster and more reliably.



Use easyBI to measure created builds or deployments, min, max and average build execution, deployment executions, or pull request stats. Track open raised, and resolved incidents, recovery times, time to change, and more.





**Adaptavist ScriptRunner**  
for JIRA



**Jira Misc Custom Fields**

## Jira Calculated and Scripted Custom Fields

In Jira, you can display data based on computed or imported custom field values to support any number of uses cases.

On Atlassian Marketplace you can find several Jira apps that let you create calculated custom fields for issues like Scriptrunner for Jira, Jira Misc custom fields, Elements Connect, and others.

Custom fields				
After projects selection, you can select available custom fields which you would like to import. Read more about custom fields import in the <a href="#">Jira custom fields documentation</a> .				
Custom field	Import as dimension	Import as measure	Import as property	Import value changes
Scriptrunner Custom-1	<input type="checkbox"/>		<input type="checkbox"/>	
Scriptrunner Custom-2	<input type="checkbox"/>		<input type="checkbox"/>	
Scriptrunner Custom-3	<input type="checkbox"/>		<input type="checkbox"/>	
Scriptrunner Custom-4		<input type="checkbox"/>	<input type="checkbox"/>	<input type="checkbox"/>
Scriptrunner Custom-5	<input type="checkbox"/>		<input type="checkbox"/>	
Scriptrunner Custom-6	<input type="checkbox"/>		<input type="checkbox"/>	



**ELEMENTS  
CONNECT**

## Elements Connect - External Data Fields

Query data from any database and display up-to-date information on the Jira Service Desk customer portal and on the agent view.

easyBI automatically detects Elements Connect (formerly nFeed) custom fields in import options page. You can select them to import as dimensions and/or properties for "Issue" dimension members.

## Analyzing External Data

eazyBI is built as a general purpose Business Intelligence tool. You can analyze data outside of Jira and combine it into one central point of truth.

You may analyze and visualize data from SQL databases, REST API data sources, Google Sheets, Excel, and CSV files.



**Start a 30-day Free Trial**  
**Learn More on [eazybi.com](https://eazybi.com)**



Platinum  
Marketplace Partner