



Reports and Charts for Jira



Platinum
Marketplace Partner

Jira Reporting for Project Teams

—Build Custom Reports in Jira

3000+
customers

100+
countries

9+
years

AVAILABLE WHERE YOU ARE



Cloud



Server

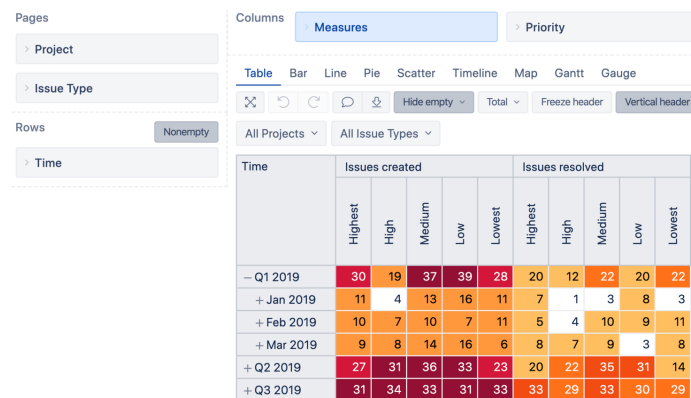


Data Center

- Manage workflows, projects, epics, stories, subtasks, and custom fields.
- Start with pre-built Jira reports from the vast eazyBI report library, or build your own custom reports from scratch.
- Analyze data from other Jira apps, or external data sources—all in one place.
- Share your reports in dashboards, Jira gadgets, Confluence macros or embed them in an iframe.

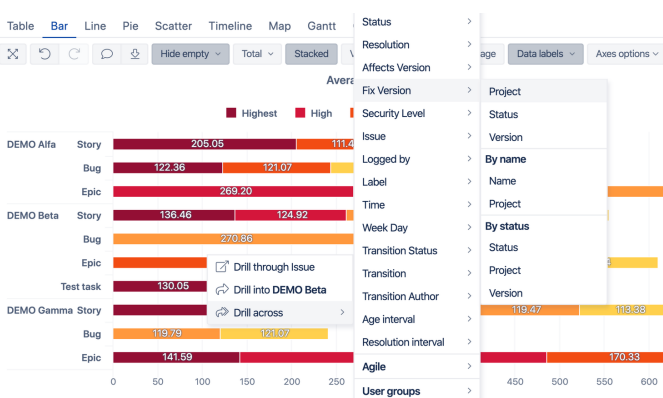
Custom Reports, Charts, and Dashboards

Create custom reports, charts, and dashboards with an easy-to-use drag-and-drop report builder. Create new tables, charts, reports, and dashboards with just a couple of clicks. Quickly discover new insights and opportunities with all your data at your fingertips.



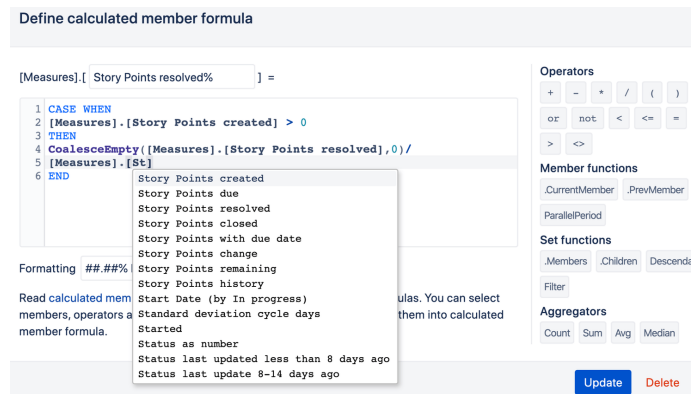
Interactive Data Analysis and Visualization

Explore and analyze your data with an instant feedback. Start with a summary and dig into details to examine your business data with multi-dimensional analysis. Drill-in or across the dimensions right from the report. Find actionable insights, trends, and opportunities to make smart and data-driven decisions.




Powerful Calculations for Advanced Users

Go way beyond basic analysis by creating new measures and powerful calculations. Start with many predefined calculations or write your own using the built-in MDX editor with auto-complete and syntax highlighting. Perform multi-dimensional analysis and examine your business data in almost any way you need.



Many Data Sources

Analyze and visualize data from Jira Software, Jira Service Desk, and many popular project management, test management, time management, or asset management apps for Jira. You can even add and analyze data from external data sources like SQL, REST API, Google Sheets, Excel, Git, and more.



"Great BI solution for Jira! It gives us all the freedom to create reports with Jira data and external SQL data. Reports are easily understood by our business with all the flexibility they require. And the best of all: if support is required we can count on very helpful and competent support team from eazyBI!"

Thomas Weber, SwissCom

"eazyBI fills in all of the reporting gaps in Jira. While there is a steep learning curve, eazyBI's support team is one of the best I've ever worked with. No question is too small or too complex - we always get a thoughtful and thorough response to every inquiry."

Alex Gallien, Airbnb

"Absolutely fantastic tool which makes reporting in JIRA super powerful. The only caveat is that it has a steep learning curve and I would say the help files and tutorials are not so easy and complete. To compensate the EazyBI support team is super helpful and willing to solve even the tiniest of issues you might have. This add-on is worth every cent you pay for it."

Igor Terroso, Coriant

Start a 30-day Free Trial
Learn More on eazybi.com



**Platinum
Marketplace Partner**